



Ferrexpo Group

Progress through volatile times

H1 2009



Disclaimer

This document is being supplied to you solely for your information and does not constitute or form part of any offer or invitation or inducement to sell or issue, or any solicitation of any offer to purchase or subscribe for, any shares in the Company or any other securities, nor shall any part of it nor the fact of its distribution form part of or be relied on in connection with any contract or investment decision relating thereto, nor does it constitute a recommendation regarding the securities of the Company. No information made available to you in connection with this document may be passed on, copied, reproduced, in whole or in part, or otherwise disseminated, directly or indirectly, to any other person.

Some of the information in this document is still in draft form and is subject to verification, finalisation and change. Neither the Company nor its affiliates nor advisers are under an obligation to correct, update or keep current the information contained in this document or to publicly announce the result of any revision to the statements made herein except where they would be required to do so under applicable law.

No reliance may be placed for any purpose whatsoever on the information contained in this document. No representation or warranty, expressed or implied, is given by or on behalf of the Company or any of the Company's directors, officers or employees or any other person as to the accuracy or completeness of the information or opinions contained in this document and no liability whatsoever is accepted by the Company or any of the Company's members, directors, officers or employees nor any other person for any loss howsoever arising, directly or indirectly, from any use of such information or opinions otherwise arising in connection therewith.

This presentation and its contents are confidential. By reviewing and/or attending this presentation you are deemed to accept that you are under a duty of confidentiality in relation to the contents of this presentation. You agree that you will not at any time have any discussion, correspondence or contact concerning the information in this document with any of the directors or employees of the Company or its subsidiaries nor with any of their customers or suppliers, or any governmental or regulatory body without the prior written consent of the Company.

Certain statements, beliefs and opinions in this document and any materials distributed in connection with this document are forward-looking. The statements typically contain words such as "anticipate", "assume", "believe", "estimate", "expect", "plan", "intend" and words of similar substance. By their nature, forward-looking statements involve a number of risks, uncertainties and assumptions that could actual results or events to differ materially from those expressed or implied by the forward-looking statements. These risk, uncertainties and assumptions could adversely affect the outcome and financial effects of the plans and events described herein. Statements contained in the document regarding past trends or activities should not be taken as a representation or warranty (express or implied) that such trends or activities will continue in the future. No statement in this document is intended to be a profit forecast. You should not place reliance on forward-looking statements, which speak only as of the date of this document.

You should not base any behaviour in relation to financial instruments related to the Company's securities or any other securities and investments on information until after it is made publicly available by the Company or any of their respective advisers. Any dealing or encouraging others to deal on the basis of such information may amount to insider dealing under the Criminal Justice Act 1993 and to market abuse under the Financial Services and Markets Act 2000.

Ferrexpo – a Snapshot

Corporate outline

- > UK-incorporated plc
- > Full Main Board LSE listing since June 2007 - FTSE 250 member
- > UK Corporate Governance in place - independent Board
- > Swiss headquarters (marketing & finance) – Swiss tax domicile
- > Ukrainian mining operations



Key facts

- > Produce exclusively iron ore pellets
- > 44% of production is high-quality 65% Fe pellets – remainder is 62% Fe pellets
- > Produced 9.0mt in both 2007 & 2008
- > Processing plant capacity of 12mtpa
- > Approximately 6.5 billion tonnes of JORC resources
- > Average ore grade c. 30% Fe
- > Further c. 14 billion tonnes of resources classified under Soviet GKZ Code
- > Primarily an export business
- > Supplies customers in Central and Eastern Europe and Asia

Competitive advantages

- > Operating for 30 years
- > Very large iron ore resource – largest in Europe
- > Location ‘on the doorstep of Europe’ - proximity to key customers
 - Continuous rail ‘just in time’ delivery service to many customers
 - Lowest cost of supply to key customers
- > Very strong customer relationships in Traditional (Europe) and Growth (Asia) markets

Growth

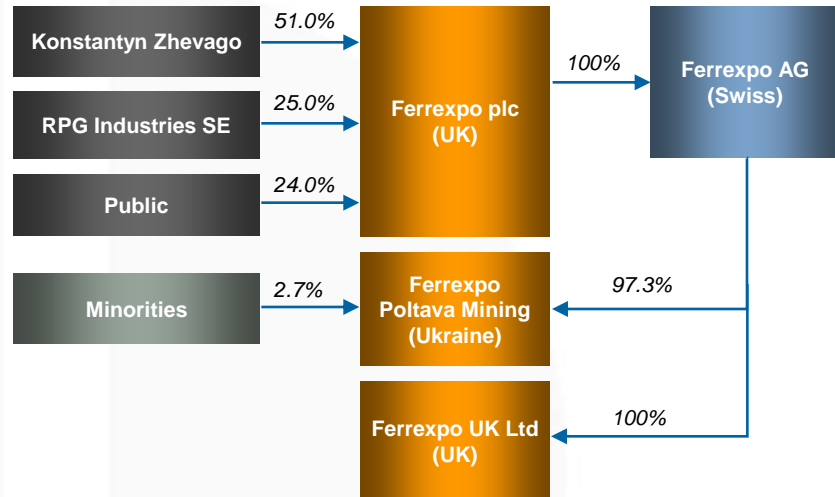
- > Major capital projects on hold due to downturn
- > Plans to double then quadruple production remain a priority
- > Focus now on efficiency of existing operations and product quality

History and Structure

History and development

Dec 2008	DCM minority bought out of operating asset
Oct 2008	RPG Industries SE buys 25% of Ferrexpo
June 2007	Ferrexpo plc lists on the Main Board of the LSE with pre-IPO market capitalisation of US\$1,671m at 140p per share
2004/05	New international management team appointed to list the Company and initiate Business Improvement Programme
2001	Kostyantyn Zhevago buys out business partners
1996 - 2000	Kostyantyn Zhevago and business partners acquire majority of shares in Poltava GOK, Ferrexpo's operating asset, in a series of transactions
1995	Privatisation process commences
1977	Soviet era production of iron ore pellets
1970	Soviet-era mining and iron ore concentrate production
1960s	Mining operations commence at Poltava at current FPM site

Current shareholdings



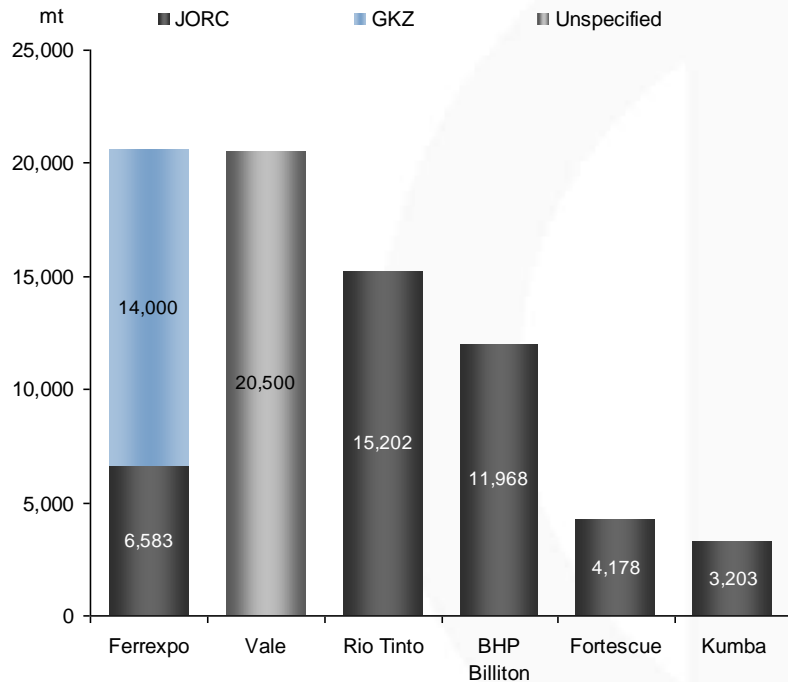
JORC reserves and resources

	Reserves		Resources (incl. Reserves)			
	Proved and probable		Measured and indicated		Inferred	
	million tonnes	Fe grade (%)	million tonnes	Fe grade (%)	million tonnes	Fe grade (%)
Gorishne-Plavninskoye	798	29	1,443	30	1,275	31
Lavrikovskoye	157	32	812	30	174	29
Total producing assets	955	30	2,255	30	1,449	31
Yeristovskoye	632	34	765	27	96	17
Belanovskoye			1,627	31	37	30
Galeshinskoye			325	59	29	59
Total projects	632	34	2,717	33	162	27
Total assets	1,587	32	4,972	32	1,611	30

Source: SRK, Turgis Consulting

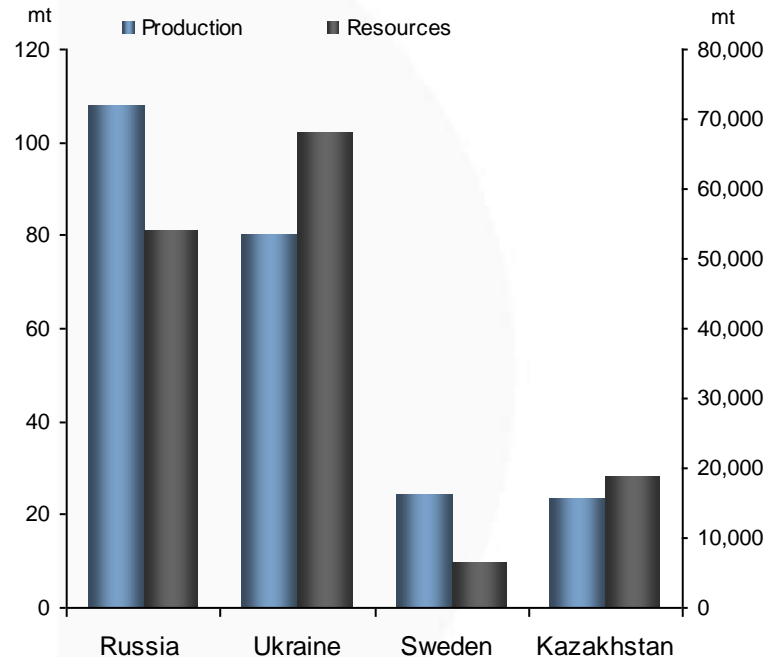
Ferrexpo has World Class Resources

Iron ore mining companies – resource comparison



- 1) *RioTinto, Fortescue & Kumba: Total attributable resources, Annual Report 2007*
- 2) *BHPBilliton: Total resources, Annual Report 2008*
- 3) *Vale: Approximation based on information on company website*

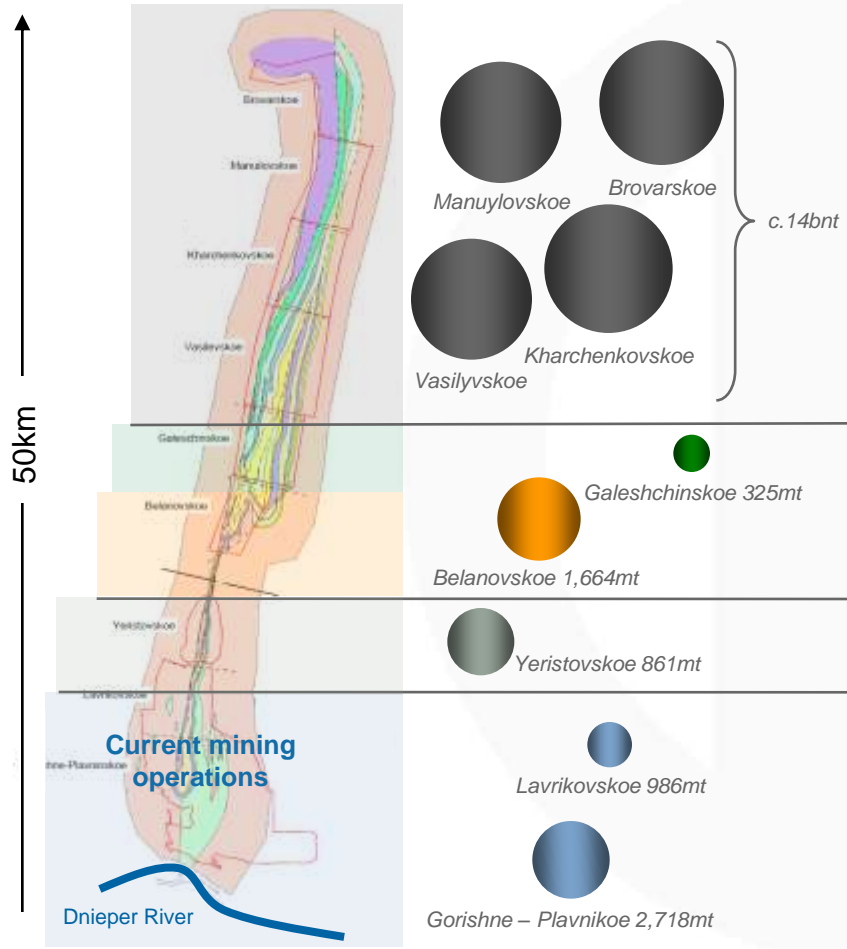
Production and resources in and near Europe



U.S. Geological Survey, Mineral Commodity Summaries, January 2009

Status of Growth Projects

Growth projects remain a priority but will remain on hold until markets improve



Northern Resources Exploration & Appraisal

- > Complying with exploration licence requirements

Galeschina Development

- > Alternatives for development explored in 2008

Belanovskoye Development

- > **On hold**
- > Preliminary feasibility study completed in Sept 08

Yeristovskoye Development

- > **On hold**
- > Definitive feasibility study completed in Sept 08
- > Limited stripping works continue to preserve development schedule and option-value
- > Strategic Investor Programme **on hold**

GPL Expansion & Upgrades

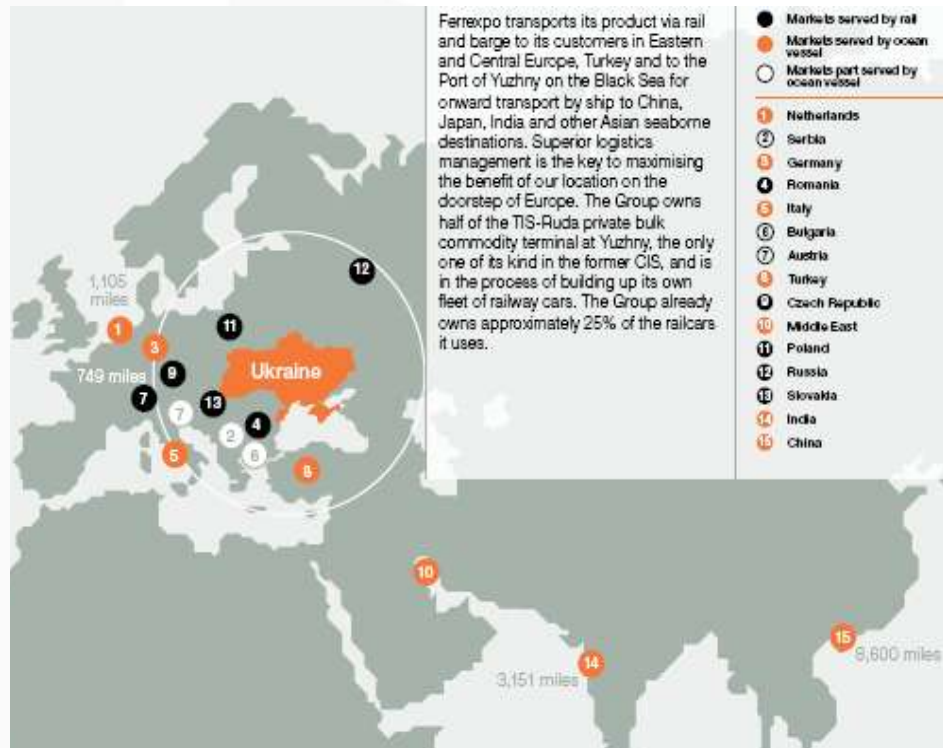
- > **On hold**
- > Definitive feasibility study for upgrades completed in Sept 08
- > US\$100m of US\$158m spent on expansion - limited stripping works continue to preserve development schedule and option-value

Growth Pipeline

Our marketing differentiates us

- > Continued focus on long term contract business in first 10 months of 2008
- > Strong customer relationships have paid off in downturn
 - Loyalty – supply often reduced less/last
 - Small-parcel rail delivery service – effective inventory management
 - Relatively environmentally friendly
 - Potential to GAIN market share in Traditional and Natural markets
- > Able to compensate reduced Traditional market demand in Q4 with additional sales in seaborne markets
 - Asian demand more resilient
 - Ferrexpo has established presence and reputation there

Position of operations – location is KEY



Record results for 2008

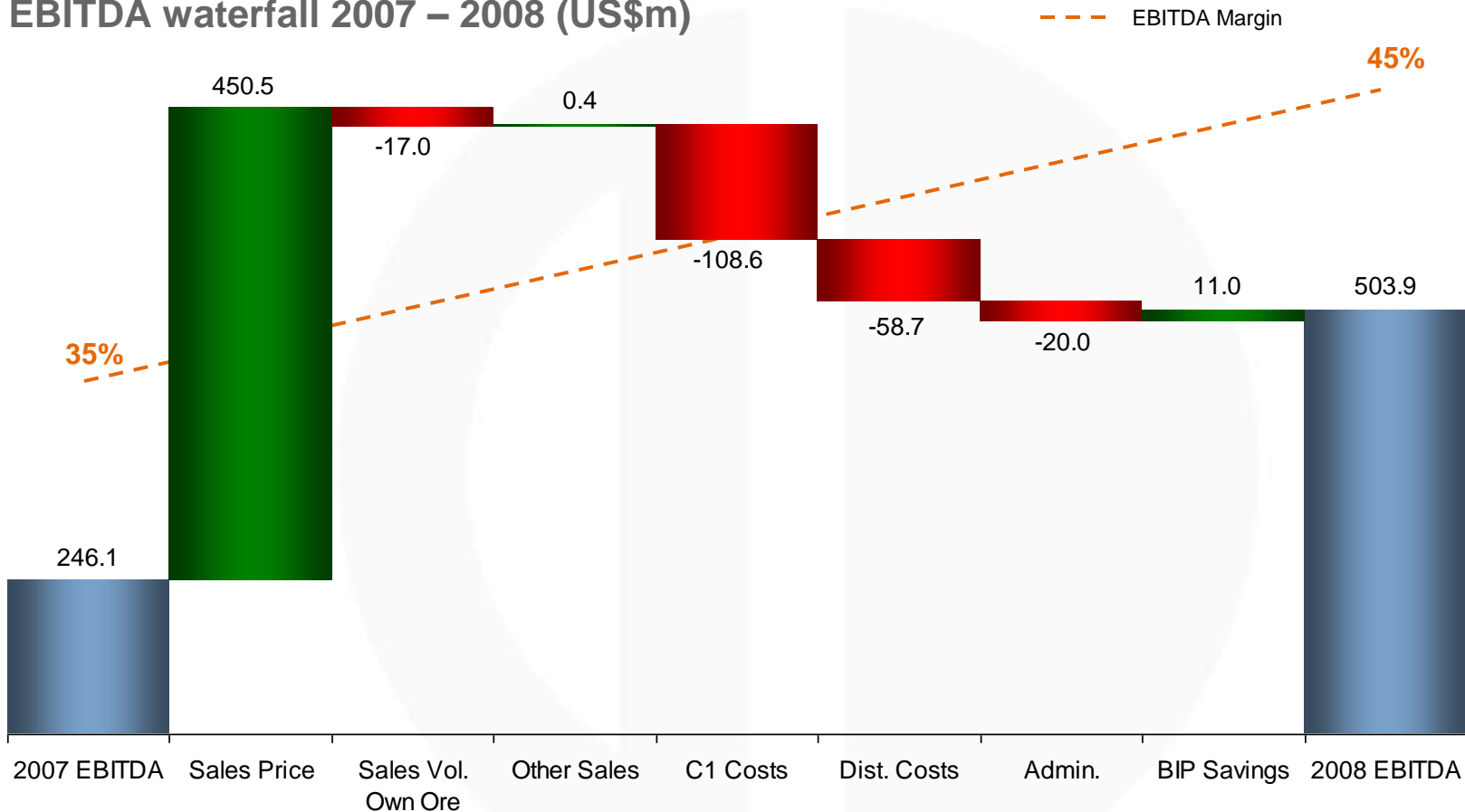
- > Revenue increased by 60.0% to US\$1,116.9m
- > EBITDA up by 104.8% to US\$503.9m
- > Underlying earnings¹ up by 129.0% to US\$347.4m
- > Average achieved price for calendar year 2008 increased by 72.3%
- > 8.5% increase in production of high quality (65% Fe) pellets
- > December C1 cash costs of production 18.0% below 2008 average of US\$42.3/t
- > Sufficient headroom: US\$87.8m of cash available at year end
- > No near-term refinancing required
- > Dividend maintained – final 2008 dividend of 3.3 US cents per share declared

¹ 'Underlying earnings' is an alternative earnings measure, which the directors believe provides a clearer picture of the underlying financial performance of the Group's operations. Underlying earnings is presented after minority interests and excludes adjusted items.

Adjusted items are those items of financial performance that the Group believes should be separately disclosed on the face of the income statement to assist in the understanding of the underlying financial performance achieved by the Group. Adjusted items that relate to the operating performance of the Group include impairment charges and reversals and other exceptional items. Non-operating adjusting items include profits and losses on disposal of investments and businesses.

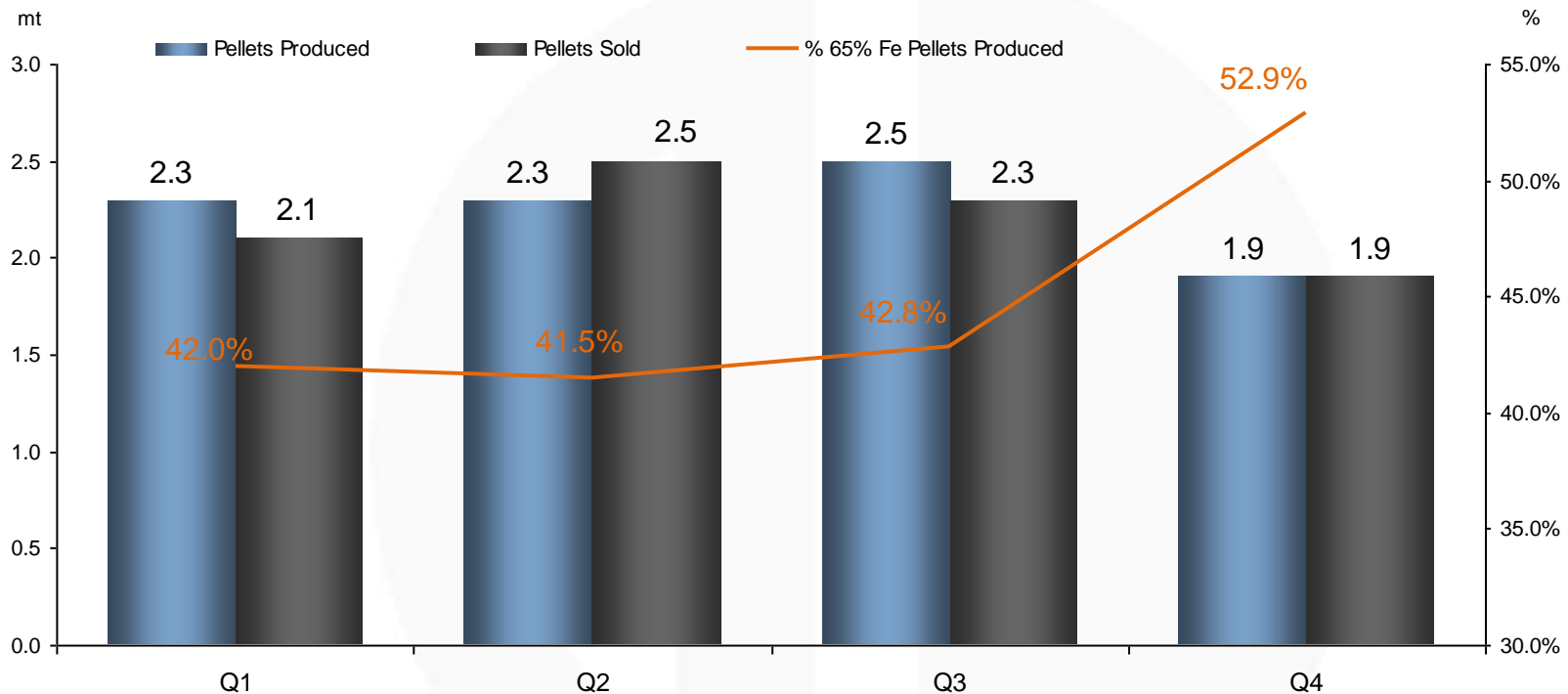
EBITDA and influencing factors

EBITDA waterfall 2007 – 2008 (US\$m)



Strong Production and Sales Performance

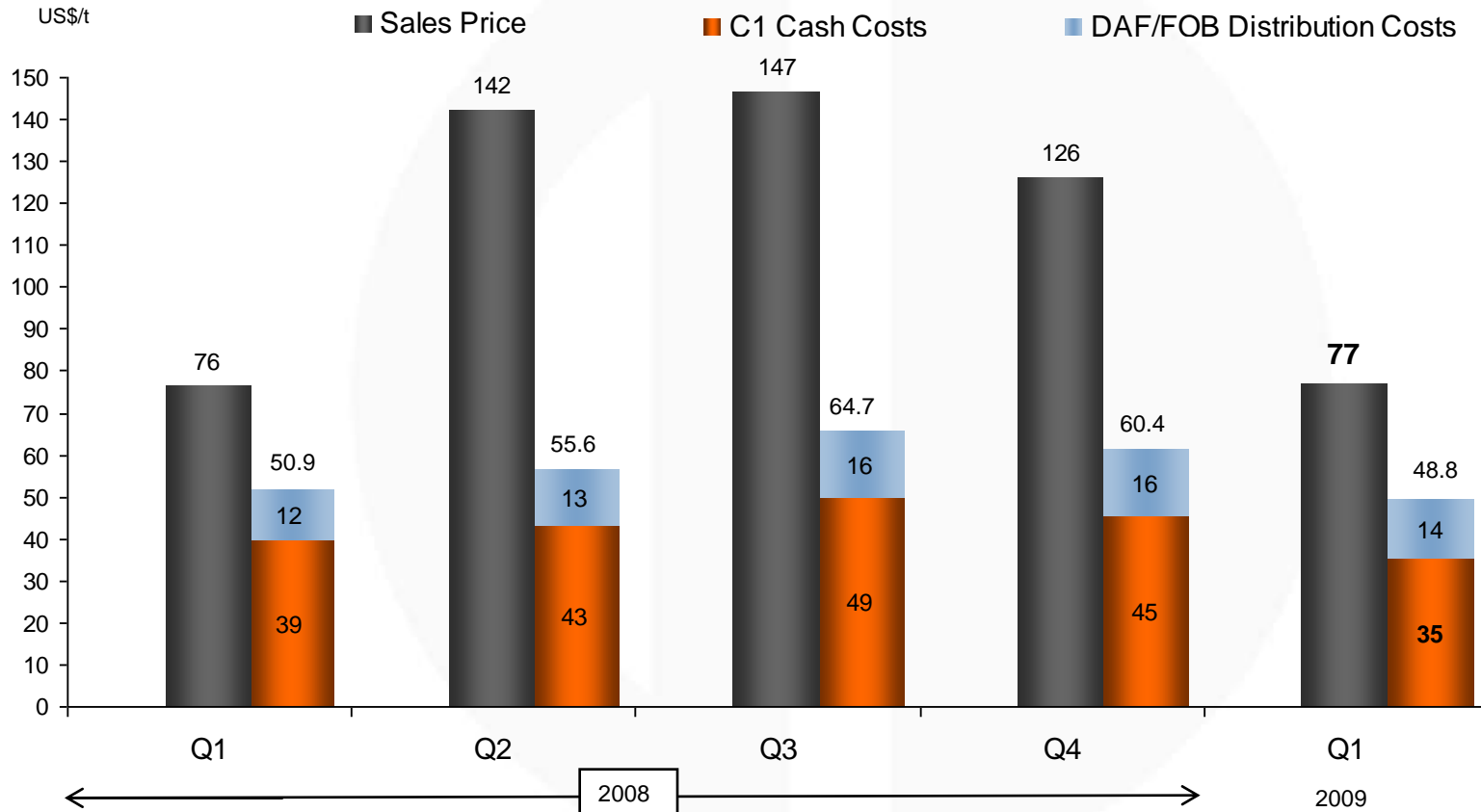
Production stable and quality improved in 2008



- > Continuing operational improvement
 - Record production in the first 10 months of 2008 – deliberate decrease thereafter
 - 8.5% increase in production of 65% Fe pellets over the year
- > Record price settlements (in excess of the Benchmark) for the 2008/2009 contract year
- > Substantially all 2008 production sold

Results drivers – costs and prices

Dollar per tonne statistics by quarter^{1,2}

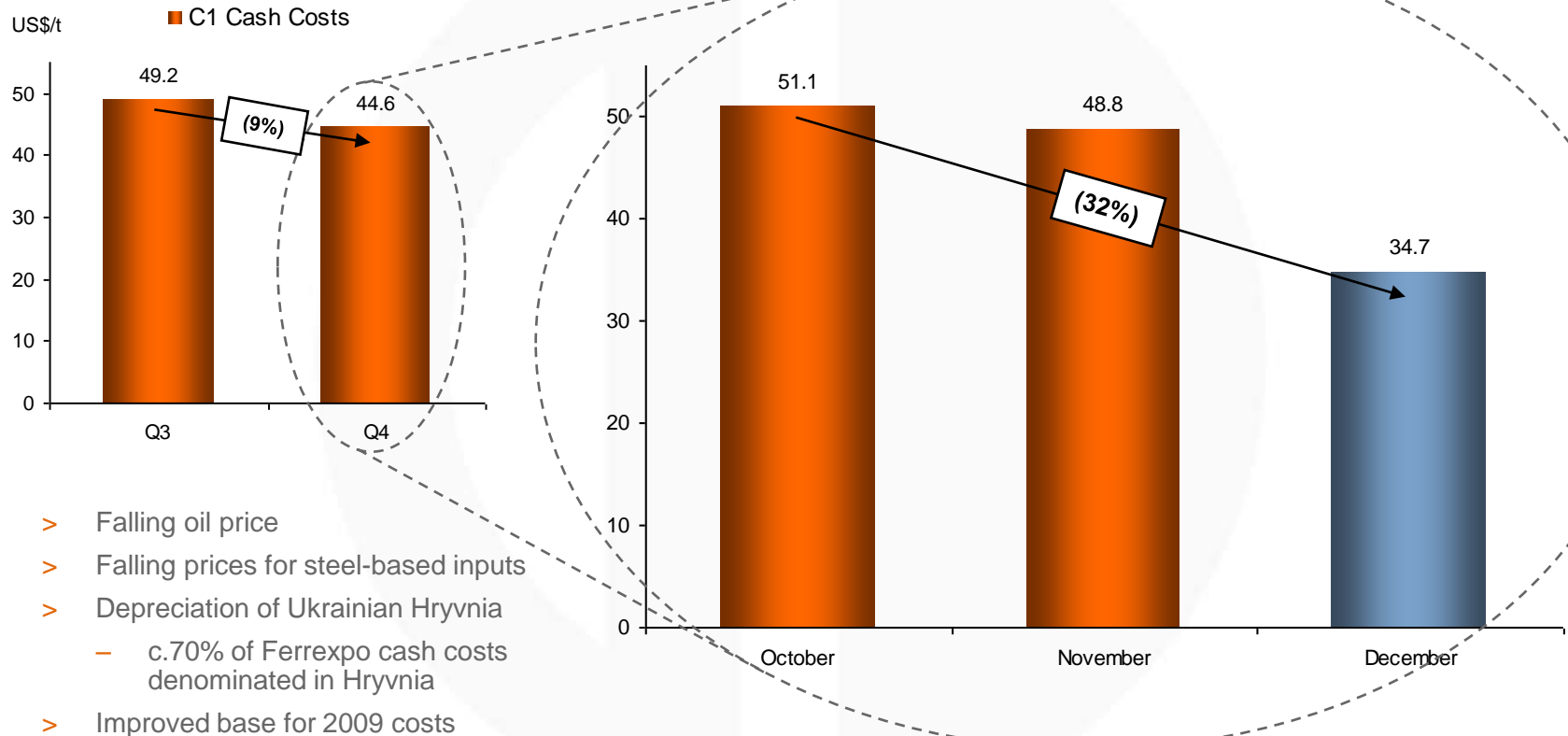


¹ C1 costs are total cash costs of production of pellets from produced concentrate, ex-works

² Does not reflect administrative and other cash costs

C1 Costs came down rapidly in Q4 '08

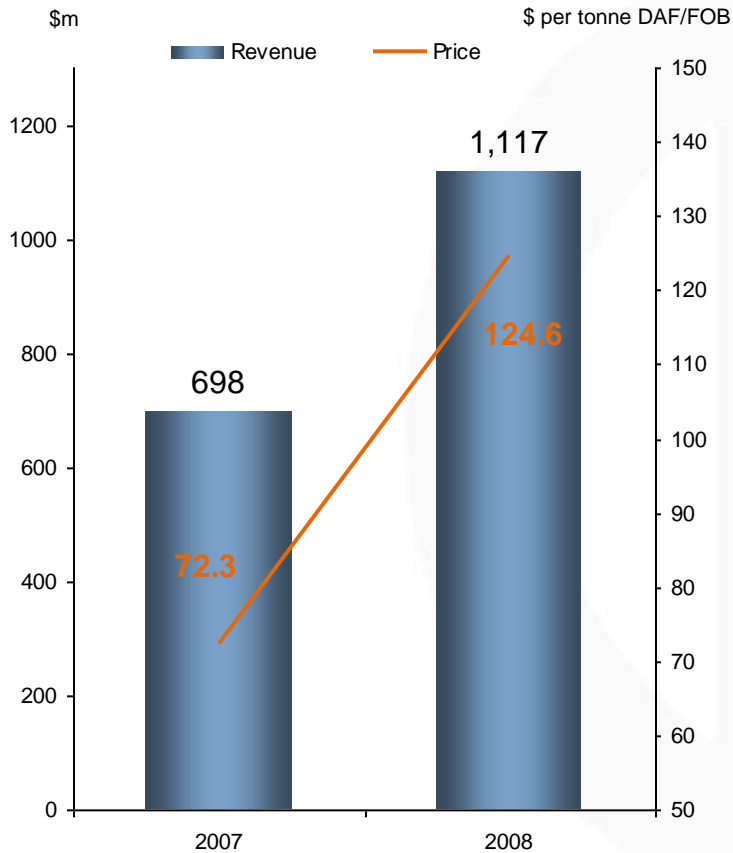
C1 Cash Costs of Production per tonne by month for Q4 2008



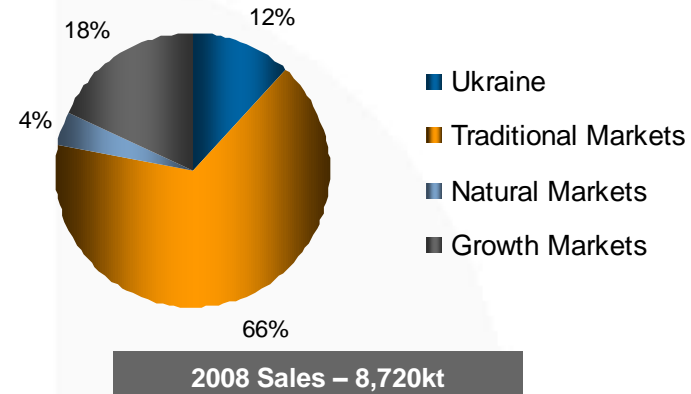
Cash costs of production down 13% in December vs 2008 average

Market Performance in 2008 & Q1 2009

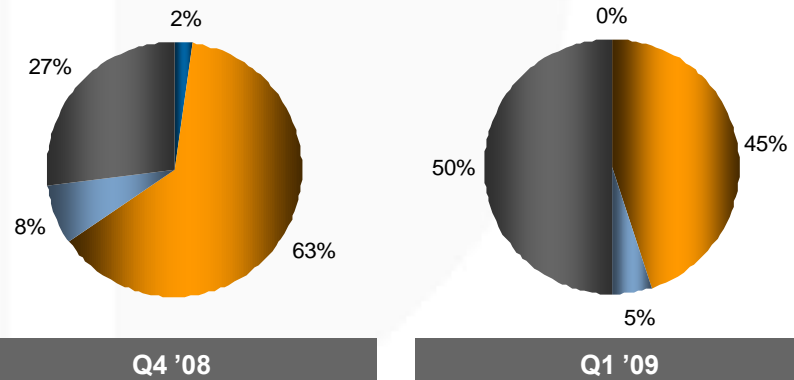
Revenue and average pellet price



Market mix¹ in 2008



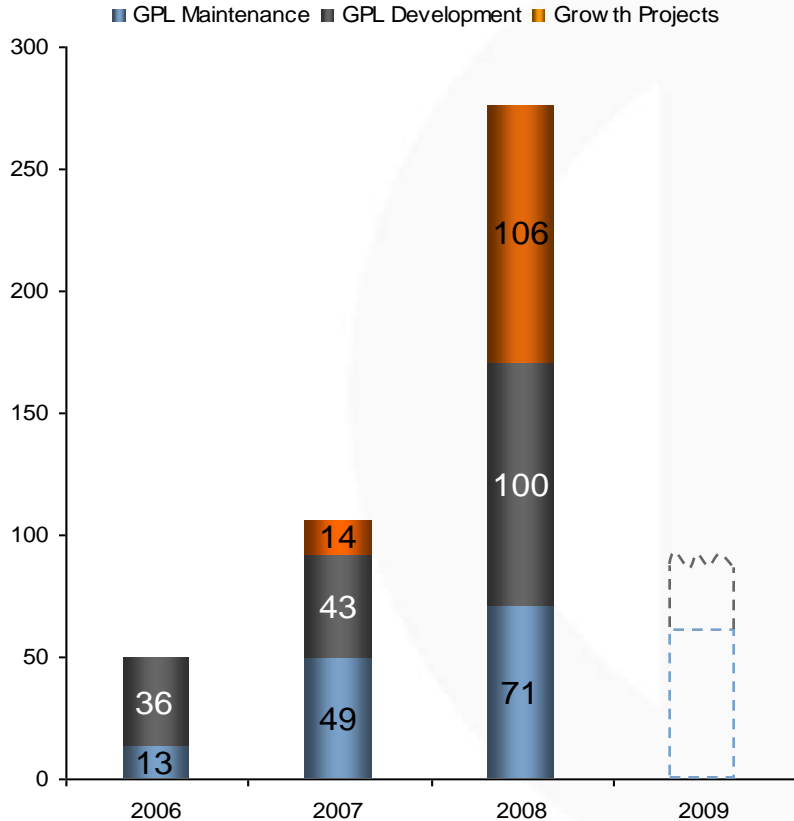
Market mix¹ in Q4 '08 and Q1 '09



¹ by Sales volume

Capital Expenditure

Capital Expenditure Split



Investment planning

- > Development capex on hold since October 2008
 - Flexible in 2009
 - Some limited stripping works continue at GPL and Yeristovskoye
 - Preserve schedules and option value
 - Low expenditure
- > Sustaining capex to be reduced to minimum in 2009
- > Focus is on strict cash conservation

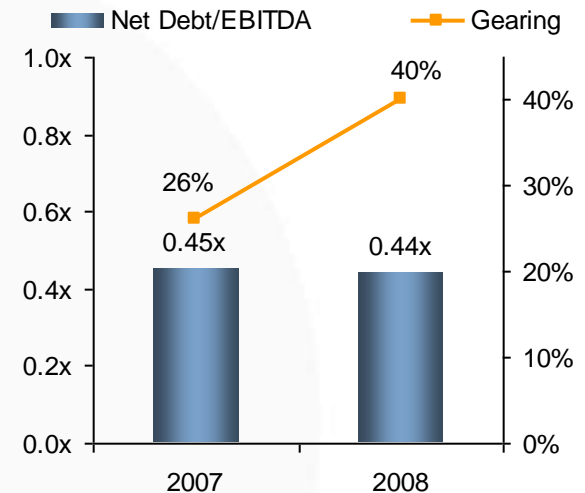
Debt Facilities and Funding

- > Ferrexpo's principal debt facility is a US\$335 million pre-export financing facility
 - Priced at LIBOR + 235bps
 - Repayments of c. US\$6.1 million per month commenced in April 2008
 - Facility fully repaid by December 2010
 - Facility is fully drawn down
 - Net debt at 31 December 2008 was US\$220.1 million
 - Cash headroom of US\$88 million on balance sheet as at year end

- > Ferrexpo is in cash conservation mode
 - Development capital expenditure on hold, sustaining capital expenditure reduced to minimum
 - Focus on cost reduction, sales maximisation

- > Ferrexpo is operating comfortably within its existing facilities

Strong balance sheet



¹ Net debt calculated as current interest bearing loans & borrowings + non-current interest bearing loans & borrowings + non-current trade & other payables – cash & cash equivalents and short term deposits

² EBITDA is calculated as profit from continuing operations before tax and finance less foreign exchange (loss)/gain plus depreciation (included in both cost of sales and administrative expenses) and non-recurring cash items included in other income, non-recurring cash items included in other costs plus disposal of subsidiaries and associates. EBITDA is not a measure of financial performance under IFRS

³ Total debt for the purposes of gearing is all interest-bearing debt, i.e. current interest bearing loans & borrowings + non-current interest bearing loans & borrowings. Gearing is Total Debt / (Total Debt + Total Equity)

Ferrexpo - doing business in Ukraine

- > Ukraine remains a beneficial place to conduct business
- > Ferrexpo has operated there continuously for over 30 years
- > Unlike in other CIS countries, politicians tend not to interfere directly in Ukrainian business
- > Ukraine's political processes remain peaceful and democratic despite 'instability'
- > Intention to join EU as soon as it is able to do so
- > Ukraine's economy is heavily reliant on the steel industry
 - Growth and high inflation in H1 '08 - contraction and severe downturn in H2 '08
- > IMF loan - US\$16.4 billion to Ukraine in late 2008 in response to effects of crisis on its economy
 - Conditional on increased fiscal and economic discipline in Ukraine
- > Ukrainian Hryvnia informally pegged to the US dollar at c.UAH5.05/USD until early 2008
 - Since weakened to c.UAH7.70/USD as a result of continuing high inflation
 - Strongly positive effect on Ferrexpo's cost base
- > Ferrexpo is not reliant on local steel mills – only started supplying there again in April following complete cessation when the crisis manifested in Ukraine in October

Ferrexpo produces in Ukraine at lower cost, and sells internationally in US dollars

2009 YTD Trading and Outlook

Current Trading

- > We have traded profitably and maintained margins in the first quarter of 2009
- > Q2 is proving to be the weakest quarter, with improvements likely in H2
- > Demand weakness in Ukraine and Traditional markets continues
 - Some evidence of returning demand, however
- > Continued to successfully leverage presence and reputation in Asia to increase seaborne spot sales in compensation
- > Increased sales to China substantially
 - But now exposed to the vagaries of the freight market
- > Market conditions change constantly – and we continue to monitor this and adapt

Outlook

- > Short-term outlook for global economy and iron ore markets likely to be volatile for some time
- > As of June, more visibility on timing and level of contract price settlements
 - However, China has not yet accepted Japanese and Korean settlements by Rio and Vale
- > Ferrexpo remains flexible, resilient and efficient and is well placed to benefit from any upturn
- > We believe we are well placed to increase market share and continue to trade profitably in 2009